

THE **LEGAL**
D  **OSE**

CANNABIS INDUSTRY TRENDS AT A GLANCE

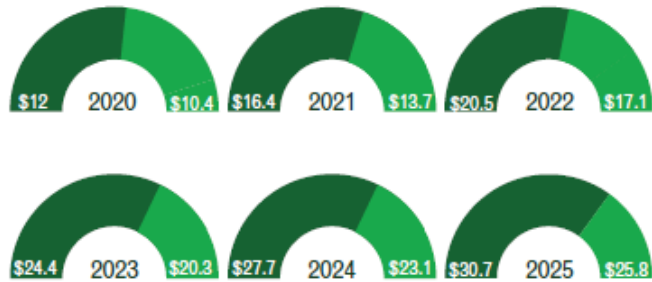
Scroll through to see the cannabis industry trends

U.S. Cannabis Retail Sales Estimates: 2020-25



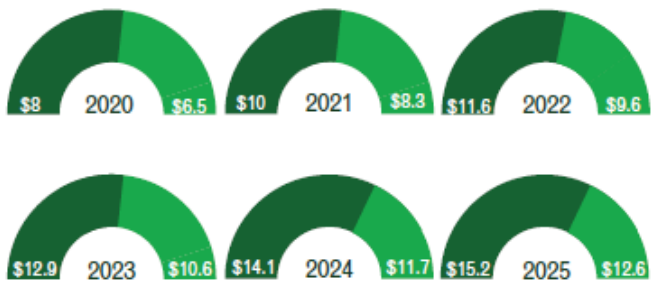
Adult Use

In billions



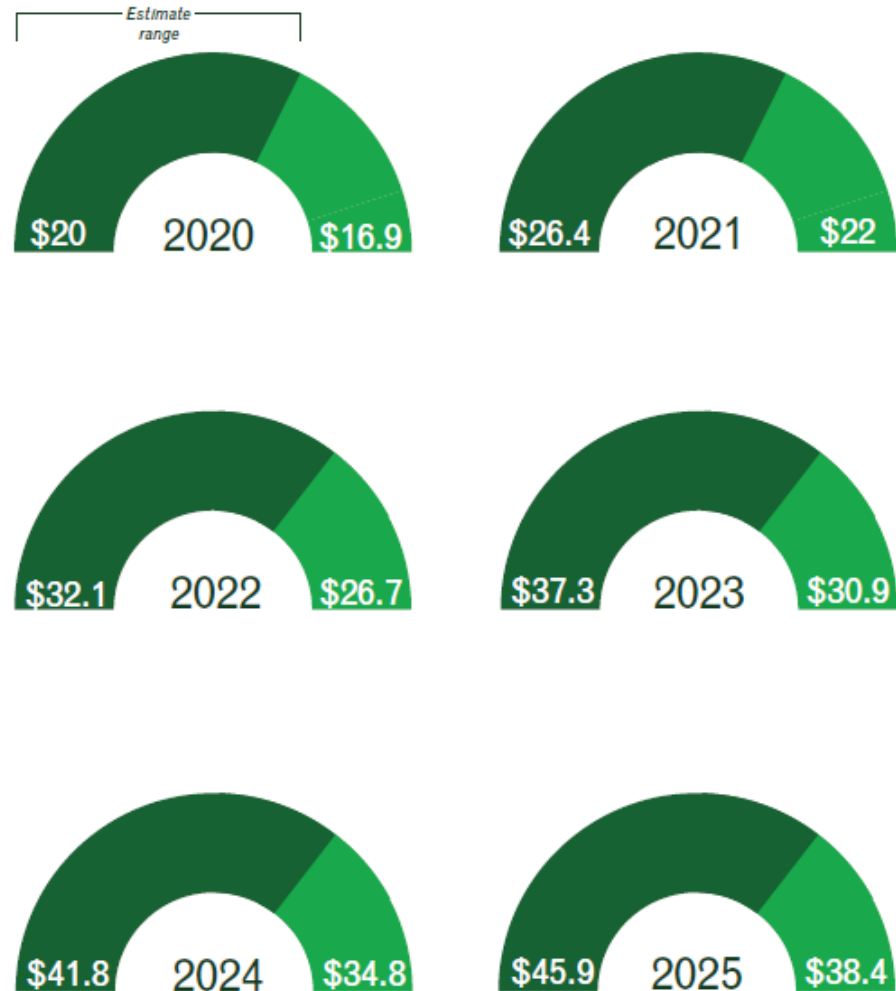
Medical

In billions

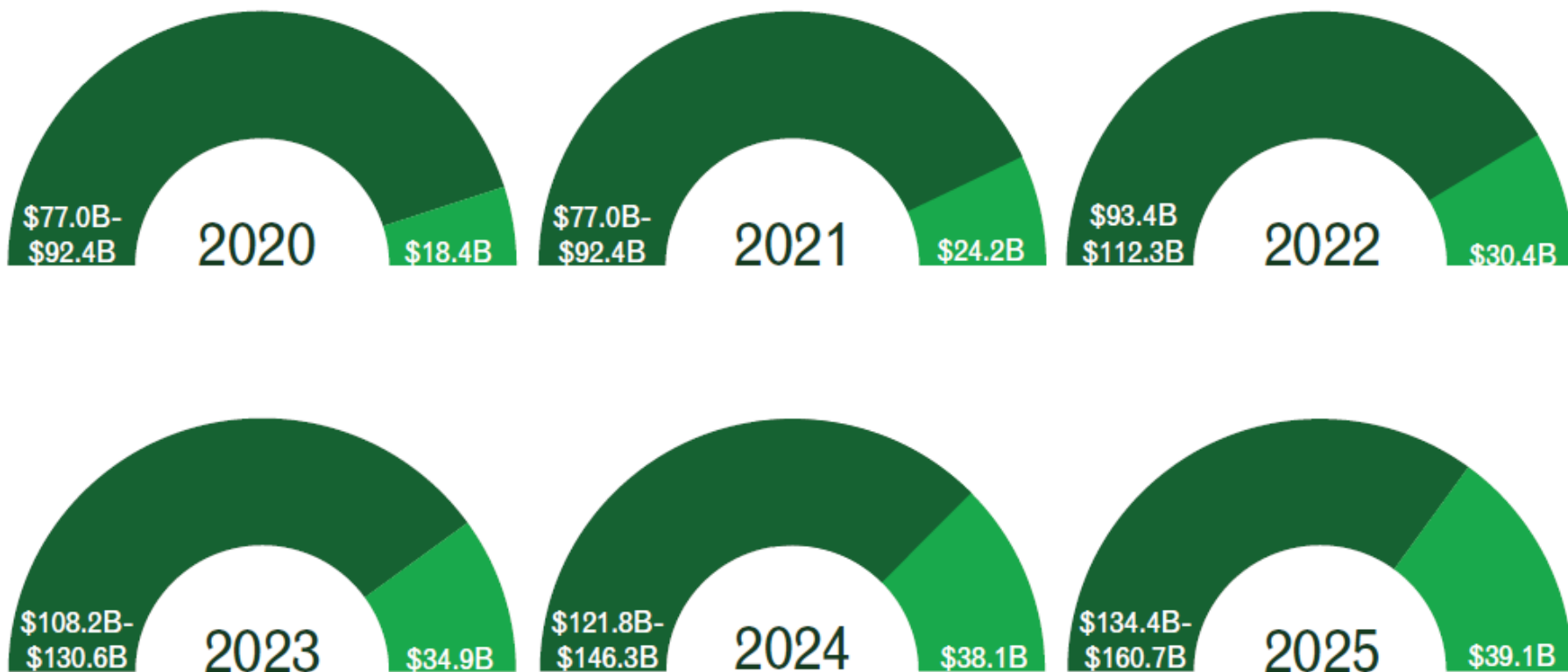


Combined markets

In billions



U.S. Cannabis Industry Total Economic Impact: 2020-25



MARYLAND

Medical Marijuana Market Overview



MARKET OVERVIEW

Number of registered MMJ patients (As of Q3 2020)

120,401

9th out of 35 MMJ markets with open patient registries.

Registered MMJ patients as % of state population

1.98%

10th out of 35 MMJ markets with open patient registries.

Estimated MMJ Sales Via Dispensaries By Year.

2019

\$252M

2020

\$425M-\$500M

2021

\$575M-\$700M

2022

\$700M-\$850M

2023

\$800M-\$975M

2024

\$850M-\$1B

PENNSYLVANIA

Medical Marijuana Market Overview



MARKET OVERVIEW

Number of registered MMJ patients (As of Q1 2021)

528,000

1st out of 35 MMJ markets with open patient registries.

Registered MMJ patients as % of state population

4.13%

4th out of 35 MMJ Markets with open patient registries.

Estimated MMJ Sales Via Dispensaries By Year.

2020

\$475M-\$600M

2021

\$775M-\$925M

2022

\$1B-\$1.3B

2023

\$1.2B-\$1.5B

2024

\$1.4B-\$1.7B

2025

\$1.5B-\$1.8B

NEW YORK

Medical Marijuana Market Overview



MARKET OVERVIEW

Number of registered MMJ patients (As of Q1 2021)

140,157

8th out of 35 MMJ markets with open patient registries.

Registered MMJ patients as % of state population

0.72%

23rd out of 35 MMJ markets with open patient registries.

Estimated MMJ Sales Via Dispensaries By Year.

2020

\$210M-\$250M

2021

\$250M-\$310M

2022

\$290M-\$350M

2023

\$320M-\$390M

2024

\$350M-\$430M

2025

\$380M-\$470M

NEW JERSEY

Medical Marijuana Market Overview



MARKET OVERVIEW

Number of registered MMJ patients (As of Q1 2021)

104,229

10th out of 35 MMJ markets with open patient registries.

Registered MMJ patients as % of state population

1.17%

21st out of 35 MMJ markets with open patient registries.

Estimated MMJ Sales Via Dispensaries By Year.

2020

\$150M-\$180M

2021

\$210M-\$260M

2022

\$260M-\$320M

2023

\$280M-350M

2024

\$280M-\$340M

2025

\$250M-\$300M